


→ Series 861



■ SUITABLE FOR

Liquids	neutral and non-neutral	
Air, gases and vapours	neutral and non-neutral	
Steam		

■ EXAMPLES OF USE

For the protection of:

- pressure tanks and -systems for neutral / non-neutral vapours, gases and liquids
 - steam boilers and steam plants
- Please observe plant-specific regulations and use of appropriate valve version and sealing material.
- mechanical engineering
 - pump protection
 - process equipment construction and medical technology (sterilizers, autoclaves)
 - shipbuilding industry and marine equipment
 - pressure booster plants water-/ air-side
 - steam- and industrial boiler plants

Safety valves are set and sealed at the factory.



■ MATERIAL



■ SPECIFICATION



1/4" – 1/2"



– 60°C to + 225°C
depending on version



0,5 – 50 bar

■ APPROVALS

TÜV-Type test approval 2061	D/G, F
EU type examination	S/G, L
TSG ZF001-2006	D/G (S/G), F (L)
TR ZU 032/2013 - TR ZU 010/2011	D/G (S/G), F (L)
Requirements	
AD 2000 Data sheet A2 TRD 421 DIN EN ISO 4126-1	PED 2014/68/EU UK PESR 2016 No. 1105

Classification society

DNV	DNV
Lloyd's Register EMEA	LR EMEA
American Bureau of Shipping	ABS
Bureau Veritas	BV
Russian Maritime Register of Shipping	RS
Registro Italiano Navale	RINA

■ MATERIALS

Component	Material	DIN EN	ASME
Inlet body	Stainless steel	1.4404	316 L
Outlet body	Gunmetal	CC499K	CC499K
Internal parts	Brass	CW617N	CW617N
Spring	Stainless steel	1.4310	302

Series 861 ■ VALVE VERSION

s	Standard, non-gastight version of the spring housing	for neutral media without counter pressure, not for medium in combination GF
t	gastight version of spring housing	for neutral and non-neutral media, not counter pressure compensated. The environment is protected from being affected by the medium.

■ MEDIUM

G	gaseous	Air, vapours, gases and steam
F	liquid	The temperature of the medium under atmospheric pressure must not reach boiling point
GF	gaseous and liquid	Air, vapours, gases, steam and liquids Only available as gastight version of the spring housing

■ TYPE OF LIFTING MECHANISM

K	Standard with twist-type lifting mechanism, non-gastight version
L	Lifting lever, non-gastight version
O	without lifting device, standard for gastight version

■ AVAILABLE NOMINAL DIAMETERS AND CONNECTION SIZES

Nominal diameter DN		8	10	15
Inlet		1/4" (8)	3/8" (10)	1/2" (15)
Outlet	1/2" (15)	■	■	■

■ TYPE OF CONNECTION INLET / OUTLET THREADED CONNECTIONS

m / f	Standard	Male thread BSP-P / Female thread BSP-P	DIN EN ISO 228-1 / DIN EN ISO 228-1
--------------	----------	---	-------------------------------------

■ SEALS

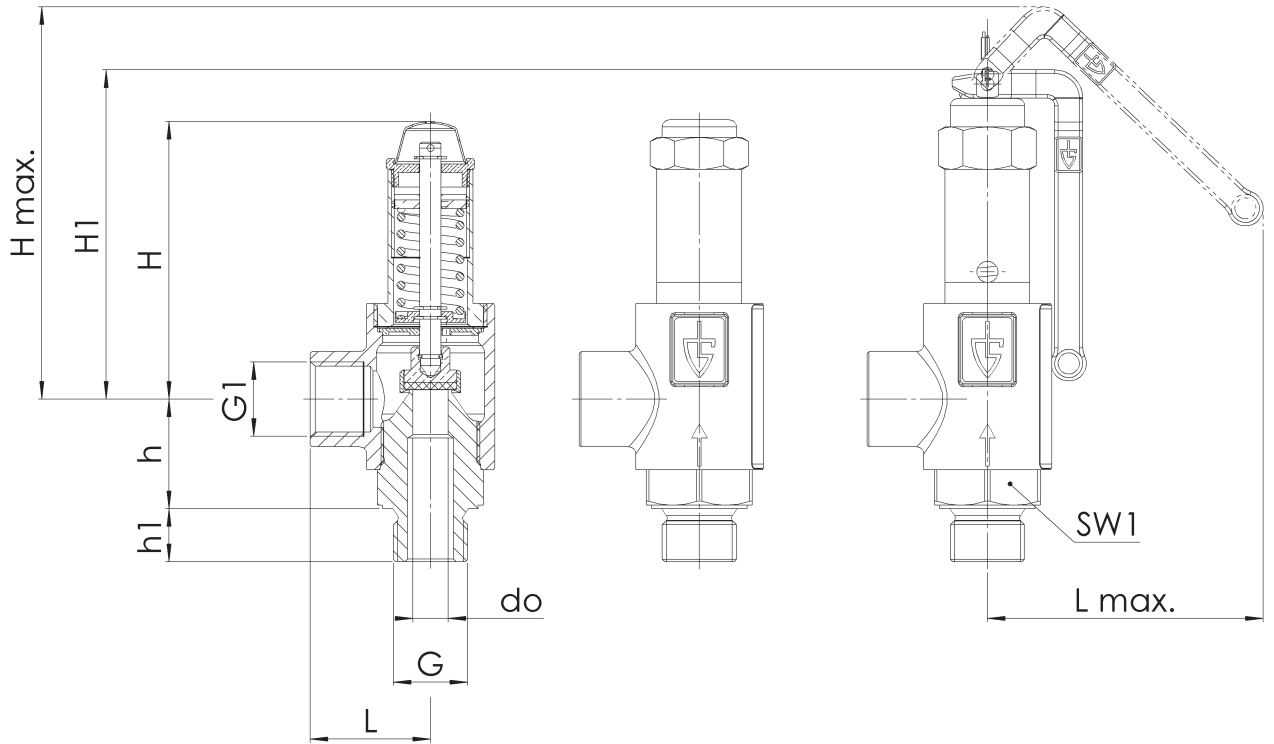
PTFE	Polytetrafluoroethylene	Flat seal up to 25 bar	-60°C to +225°C
PTFE+Kohle	Polytetrafluoroethylene + carbon	Flat seal from 25,1 bar	-60°C to +225°C

■ NOMINAL DIAMETERS, CONNECTIONS, INSTALLATION DIMENSIONS

Series 861: Connection, installation dimensions, ranges of adjustment					
Nominal diameter	DN	8	10	15	
Connection DIN EN ISO 228	G	1/4" (8)	3/8" (10)	1/2" (15)	1/2" (15)
Outlet DIN EN ISO 228	G1	1/2" (15)	1/2" (15)	1/2" (15)	1/2" (15)
Installation dimensions in mm	L	34	34	34	34
	Lmax	78	78	78	78
	H	79	79	79	133
	H1	93	93	93	150
	Hmax	111	111	111	168
	h	31	31	31	31
	h1	12	12	15	15
	SW	30	30	30	30
Coefficients of flow ISO 4126-1	α_w / Kdr (F)	0,5	0,44	0,47	0,47
	α_w / Kdr (D/G) ¹	0,68	0,64	0,71	0,71
Weight	do	6	8	10	10
	kg	0,5	0,5	0,6	1
Range of adjustment	bar	0,5-50	0,5-50	0,5-30	30,1-50

¹Coefficients of flow for blow-off pressures >3,0 bar. For lower pressures refer to values in the capacity table.

■ MAIN DIMENSIONS, INSTALLATION DIMENSIONS



Series	Valve version	Medium	Lifting device	Nominal diameter DN	Connection type		Connection size		Seal	Options	Set pressure	Quantity
					Inlet	Outlet	Inlet	Outlet				
861	t	G	0	8	m	f	8	15	PTFE	12,3	2	
861					m	f		15				
861					m	f		15				
861					m	f		15				

■ PROPERTIES

GOX	Especially for gaseous O2 applications by employment of specific materials including oil- and grease free production process	<input type="checkbox"/>	P03	Galvanically nickel-plated finish	<input type="checkbox"/>
P01	Oil- and grease-free production	<input type="checkbox"/>	P04	Chrome-plated finish	<input type="checkbox"/>
P02	Chemically nickel-plated finish	<input type="checkbox"/>			<input type="checkbox"/>

■ CERTIFICATES / APPROVALS

C01	Factory certificate acc. DIN EN 10204 2.2 (WKZ 2.2)	<input type="checkbox"/>	C06	ATEX evaluation acc. to 2014/34/EU	<input type="checkbox"/>
C02	Test certificate acc. DIN EN 10204 3.1 (WPZ 3.1)	<input type="checkbox"/>	C07	SIL evaluation relating to IEC 61508-2	<input type="checkbox"/>
C03	Material test certificate acc. DIN EN 10204 3.1 (MPZ 3.1) (pressure retaining part)	<input type="checkbox"/>	C09	Seat tightness test with helium, leak detection method under vacuum incl. Factory Inspection Certificate 3.1 acc. to DIN EN 10204	<input type="checkbox"/>
C04	TÜV/DEKRA individual inspection acc. EN 10204 3.2 (TÜV/DEKRA-APZ)	<input type="checkbox"/>	C10	Certificate of oil- and grease free production	<input type="checkbox"/>
C05	Sealing material Manufacturer certification (FDA, USP 3, 3-A, ...), Please indicate description of certificate:	<input type="checkbox"/>	C11	Certification of the production process especially for gaseous oxygen applications by employment of specific materials	<input type="checkbox"/>

■ ADMISSIONS / ACCREDITATIONS

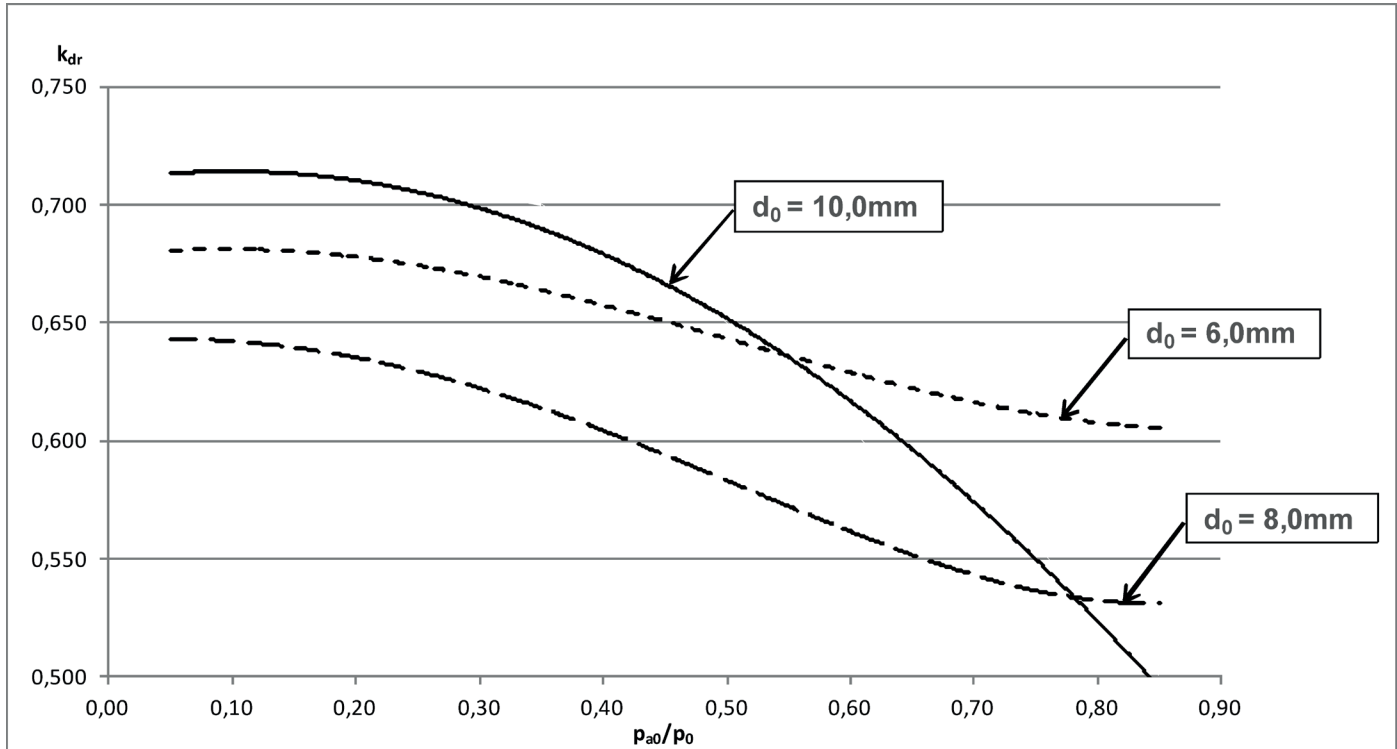
AA1	EC Type examination acc. to Directive 2014/68/EU	<input type="checkbox"/>	AK1	Det Norske Veritas (DNV) type approval	<input type="checkbox"/>
AA2	TÜV component test acc. to VdTÜV specification sheet SV 100	<input type="checkbox"/>	AK2	Lloyd's Register (LR) type approval	<input type="checkbox"/>
AA4	EAC - certificate/declaration with passport for the valve and laser marking of the valve	<input type="checkbox"/>	AK3	American Bureau of Shipping (ABS) type approval	<input type="checkbox"/>
AA5	Manufacture License of Special Equipment People's Republic of China (ML)	<input type="checkbox"/>	AK4	Bureau Veritas (BV) type approval	<input type="checkbox"/>
AA11	UK Type examination acc. to Directive UK PESR 2016 No. 1105	<input type="checkbox"/>	AK5	Russian Maritime Register of Shipping (RMRS) type approval	<input type="checkbox"/>
		<input type="checkbox"/>	AK6	Registro Italiano Navale (RINA) type approval	<input type="checkbox"/>
		<input type="checkbox"/>	AL	Individual inspection by notified body inspector – (body to be indicated):	<input type="checkbox"/>

■ ENQUIRY

Copy and send to: order@goetze.de.

Series 861: Blowing-off rates at 10% above set pressure										
Nominal diameter DN		8 d0 = 6 mm			10 d0 = 8 mm			15 d0 = 10 mm		
Set pressure bar		I	II	III	I	II	III	I	II	III
Air I Nm³/h	0,5	18,9	15,5	0,6	29,7	24,3	0,9	49,4	40,4	1,4
	1,0	26,1	20,8	0,8	41,9	33,4	1,2	73,5	58,5	2,0
	1,5	33,8	26,7	0,9	55,3	43,8	1,4	97,5	77,2	2,4
Steam II kg/h	2,0	41,3	32,5	1,1	68,4	53,8	1,7	120,1	94,5	2,8
	2,5	48,8	38,2	1,2	81,0	63,4	1,9	141,7	110,9	3,1
	3,0	56,2	43,8	1,3	93,4	72,8	2,0	163,3	127,3	3,4
Water III m³/h	3,5	63,4	49,3	1,4	105,8	82,2	2,2	184,2	143,1	3,7
	4,0	70,6	54,7	1,5	118,3	91,6	2,4	205,1	158,8	3,9
	4,5	77,8	60,1	1,6	130,4	100,7	2,5	226,0	174,5	4,2
	5,0	85,1	65,5	1,7	142,4	109,7	2,6	246,9	190,2	4,4
	5,5	92,3	70,9	1,8	154,5	118,8	2,8	267,8	205,9	4,6
	6,0	99,5	76,3	1,8	166,6	127,8	2,9	288,7	221,5	4,8
	6,5	106,7	81,7	1,9	178,6	136,8	3,0	309,6	237,1	5,0
	7,0	113,9	87,1	2,0	190,7	145,8	3,1	330,5	252,7	5,2
	7,5	121,1	92,5	2,1	202,7	154,8	3,2	351,4	268,3	5,4
	8,0	128,3	97,8	2,1	214,8	163,7	3,3	372,3	283,8	5,6
	8,5	135,5	103,2	2,2	226,8	172,7	3,4	393,2	299,4	5,7
	9,0	142,8	108,6	2,3	238,9	181,7	3,5	414,1	314,9	5,9
	9,5	150,0	113,9	2,3	250,9	190,7	3,6	435,0	330,5	6,1
	10,0	157,2	119,3	2,4	263,0	199,6	3,7	455,8	346,0	6,2
	11,0	171,6	130,0	2,5	287,1	217,6	3,9	497,6	377,1	6,5
	12,0	186,0	140,7	2,6	311,2	235,5	4,1	539,4	408,1	6,8
	13,0	200,4	151,4	2,7	335,3	253,3	4,3	581,2	439,1	7,1
	14,0	214,8	162,1	2,8	359,4	271,3	4,4	623,0	470,2	7,4
	15,0	229,2	172,9	2,9	383,5	289,2	4,6	664,8	501,4	7,6
	16,0	243,6	183,5	3,0	407,6	307,1	4,7	706,6	532,3	7,9
	17,0	258,0	194,3	3,1	431,7	325,1	4,9	748,3	563,4	8,1
	18,0	272,4	205,0	3,2	455,8	343,0	5,0	790,1	594,6	8,4
	19,0	286,8	215,8	3,3	479,9	361,0	5,2	831,9	625,8	8,6
	20,0	301,2	226,5	3,4	504,0	379,0	5,3	873,7	657,0	8,8
	21,0	315,7	237,3	3,5	528,1	397,0	5,4	915,5	688,2	9,0
	22,0	330,1	248,0	3,5	552,3	415,0	5,5	957,3	719,4	9,3
	23,0	344,5	258,8	3,6	576,4	433,1	5,7	999,1	750,7	9,5
24,0	358,9	269,6	3,7	600,5	451,2	5,8	1040,8	782,0	9,7	
25,0	373,3	280,4	3,8	624,6	469,2	5,9	1082,6	813,4	9,9	
26,0	387,7		3,9	648,7		6,0	1124,4		10,1	
27,0	402,1		3,9	672,8		6,1	1166,2		10,2	
28,0	416,5		4,0	696,9		6,3	1208,0		10,4	
29,0	430,9		4,1	721,0		6,4	1249,8		10,6	
30,0	445,3		4,1	745,1		6,5	1291,6		10,8	
32,0	474,1		4,3	793,3		6,7	1375,1		11,2	
34,0	502,9		4,4	841,5		6,9	1458,7		11,5	
36,0	531,8		4,5	889,7		7,1	1542,3		11,8	
38,0	560,6		4,7	938,0		7,3	1625,8		12,2	
40,0	589,4		4,8	986,2		7,5	1709,4		12,5	
42,0	618,2		4,9	1034,4		7,7	1793,0		12,8	
44,0	647,0		5,0	1082,6		7,8	1876,6		13,1	
46,0	675,8		5,1	1130,8		8,0	1960,1		13,4	
48,0	704,6		5,2	1179,0		8,2	2043,7		13,7	
50,0	733,5		5,3	1227,2		8,4	2127,3		13,9	

Coefficient of discharge α_w i.e. K_{dr} as a function of the relation between the pressures p_{a0} / p_0 of vapours and gases



$$\frac{p_{a0}}{p_0} = \frac{\text{counter pressure bar(a)}}{\text{blow-off pressure bar(a)}} \quad p_{atm} = \text{ambient i.e. atmospheric pressure} = 1,01325 \text{ bar(a)}$$

Example to determine the coefficient of discharge α_w i.e. K_{dr} in relation to the set-pressure p_{set}

Set-pressure	Blow-off pressure
p_{set} bar(g)	p_0 bar(a)
≤ 1	$p_{set} + p_{atm} + 0,1 \text{ bar}$
> 1	$p_{set} \times 1,1 + p_{atm}$

For a safety valve set at = 0,5bar(g) and blowing-off into the enviroment the blow-off pressure is determined as follows:

Set-pressure	0,5	bar(g)
+ Atmospheric pressure	1,01325	bar(a)
+ permissable overpressure	0,1	bar(g)
~ Blow-off pressure	1,61	bar(a)

Consequently:

$$\frac{p_{a0}}{p_0} = \frac{1,01325 \text{ bar(a)}}{1,61 \text{ bar(a)}} = 0,72 \quad \text{and extracted from the chart } \alpha_w \text{ i.e. } K_{dr} = 0,56 \text{ at } d_0=8,0\text{mm}$$

Units:

bar(a) \triangleq absolute pressure - pressure in relation to absolute vacuum (zero), e.g. $p_{atm} = 1,01325 \text{ bar(a)}$
 bar(g) \triangleq overpressure - pressure above i.e. in relation to $p_{atm} = 1,01325 \text{ bar(a)}$